



### District Report Card: 2017


<b>State:</b> Maharashtra	<b>District:</b> Wardha
<b>Class:</b> 8	<b>Subject:</b> Language
<b>Schools:</b> 51	<b>Students:</b> 1294


### Participation/Coverage


#### Students

 GENDER	Boys		Girls	
	Number	%	Number	%
	644	49.77	650	50.23

 AREA	Rural		Urban	
	Number	%	Number	%
	896	69.24	398	30.76

 CATEGORY	SC		ST		OBC		GEN	
	Number	%	Number	%	Number	%	Number	%
	190	14.68	221	17.08	721	55.72	162	12.52

 CWSN	LD	VI	HI	S&LD	ID	Oth
	0	3	21	0	0	30

 Management	Government		Government-aided	
	Number	%	Number	%
	212	16.38	1082	83.62

### Average Performance of Students in Language (%)

Overall	Gender		Area		Management		Social Group			
	Male	Female	Rural	Urban	Govt.	Aided	SC	ST	OBC	GEN
58.74	58.29	59.19	58.04	60.32	64.34	57.65	59.86	60.75	58.32	56.58

### Performance on Learning Outcomes (LOs)

Learning Outcomes	Description	Average Performance(%)
L813	Read textual/non-textual materials with comprehension and identifies the details, characters, main idea and sequence of ideas and events while reading	58.74

Range of Performance of Students who Answered Correctly							
Below 30%		30% - 50%		50% - 75%		Above 75%	
Number	%	Number	%	Number	%	Number	%
142	10.97	286	22.10	588	45.44	278	21.48

### Lowest Performing Learning Outcomes (LOs)

1 - Read textual/non-textual materials with comprehension and identifies the details, characters, main idea and sequence of ideas and events while reading (58.74)